

Photo 23: Plotting room A-535-C, second platform, frames 53 to 61, starboard. Looking forward to bulkhead 53. Bulkhead 53 and the inboard longitudinal bulkhead were intact except that bulkhead 53 was ripped loose at the top from the first platform.




Photo 24: Showing remains of A-533-C and A-531-M, second platform, frames 49 to 56, centerline.






Photo 27: Looking forward from frame 52, second platform level, at remains of magazines A-527, 528 and 520-M.




Photo 28: Looking to port and forward in A-515-M, 6-inch powder magazine, second platform frames 39 to 45, centerline. The bulkhead at frame 42 was temporary for the return trip.






Photo 29: Compartment A-516-M, 5-inch 25 cal. ammunition magazine, second platform, frames 39 to 45, centerline. Looking aft. A visual inspection revealed some holes in the wreckage of the after part of the longitudinal bulkhead which could have been caused by fragments.




Photo 30: General view of temporary framing and shell plating installed at Malta.